İğne vanalar, korozif ve tehlikeli ortamlar için özel olarak tasarlarlanmıştır. Bu vanalar proses kontrolü, enstürmasyon ve akış kontrol uygulamalarında kullanılabilirler. Çeşitli sıvı ve gaz kontrol sistemlerinde yüksek kalite ve düşük maliyeti sağlayabilmek için maksimum verimlilikte tasarlanmıştır.
Test basıncı : x 1,5



Standartlar;
Dizayn: ASME B16.34
Duvar Kalınlığı: ASME B16.34
Boru Ölçüsü: ASME B1.20.1.B521
DIN 2999 / 259 , ISO228/1 , JIS.B 0203 , ISO7/1
Kontrol ve Test: M55.SP-110, EN12266

ELX İĞNE VANA

ELX- FF , ELX- MF
ELX- 2FF , ELX- 2MF
ELX- 2FF-V , ELX- 2MF-V
ELX- 3FF , ELX- 3FF-H , ELX- 3FF-P
ELX- 5FF , ELX- 5FF-H , ELX- 5FF-P

Avantajları :

* Komple Pas. Çelik
* Kaynaksız tek parçalı gövde
* Maks. 690 bar
* Maks. 400 °C

CE

Model : 22-2021-005

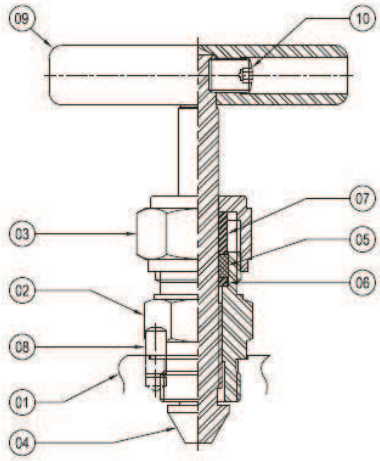

Tek Şapkalı Montaj
(1/2" 'a kadar)

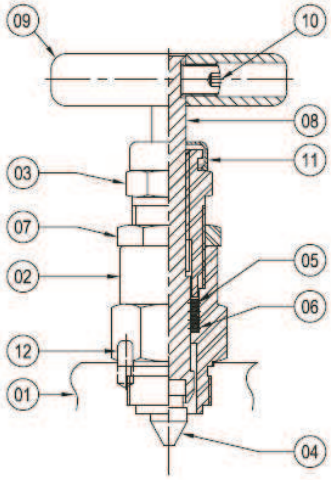

Çiftli Şapkalı Montaj
(3/4" üzeri)

No.	Malzeme	Adet
1.	Gövde 316 Pas.Çelik	1
2.	Başlık 316 Pas.Çelik	1
3.	Salmastra Somunu 316 Pas.Çelik	1
4.	Mil Ucu 17.4 PH	1
5.	Sızdırmazlık	2
6.	Çelik Halka 316 Pas.Çelik	1
7	Çelik Kovan 316 Pas.Çelik	1
8.	Durdurucu Pin Pas.Çelik	1
9.	Kol Pas.Çelik	1
10.	Saplama Vidası Karbon Çelik	1

No.	Malzeme	Adet
1.	Gövde 316 Pas.Çelik	1
2.	Başlık 316 Pas.Çelik	1
3.	Ayarlanabilir 316 Pas.Çelik	1
4.	Mil Ucu 17.4 PH	1
5.	Sızdırmazlık	2
6.	"'93O"'94 Viton Halka*	2
7.	Kontrol Somunu 316 Pas.Çelik	1
8.	Mil ucu 316 Pas.Çelik	1
9.	Kol Pas.Çelik	1
10.	Saplama Vidası Karbon Çelik	1
11.	B2 Kapağı	1
12.	Durdurucu Pin Pas.Çelik	1

İki Yollu Vana :

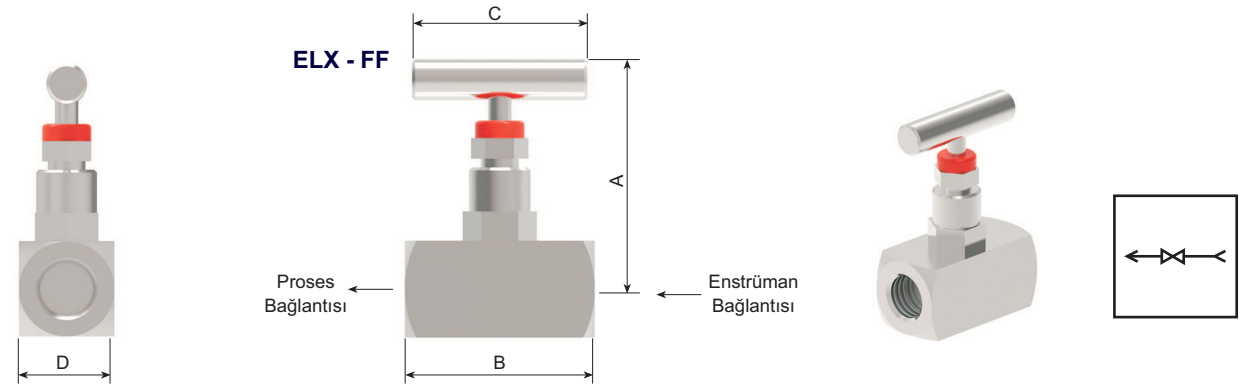

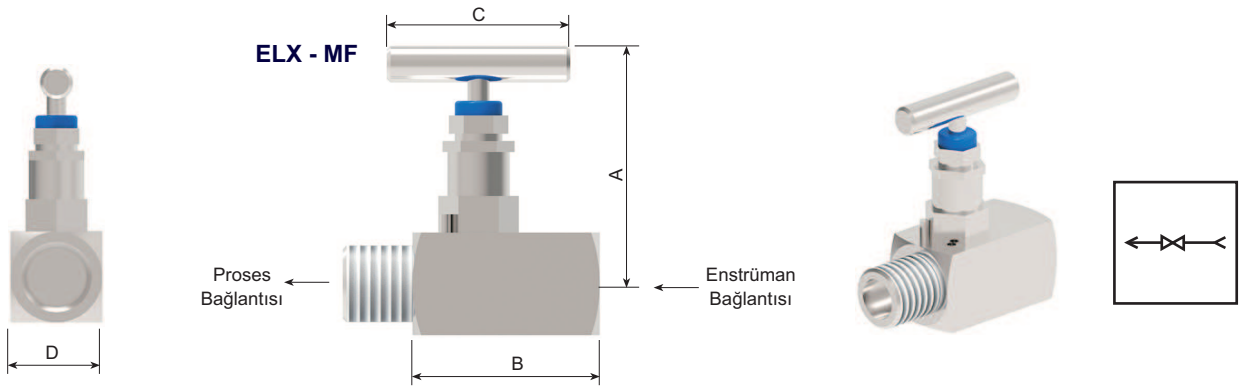

Model	ÖLÇÜ	BAĞLANTI G / NPT								
		1/8”	1/4”	3/8”	1/2”	3/4”	1”	1 1/4”	1 1/2”	2”
ELX - FF	A	65	70	75	85	96	100	120	130	150
	B	50	50	55	65	75	85	90	110	110
	C	45	45	45	55	65	65	75	75	85
	Orifis	3	4	4	4,9	6,5	9	11,9	11,9	14
	Cv	0,24	0,35	0,35	0,65	0,86	1,78	2,4	2,4	3,1

Model	ÖLÇÜ	BAĞLANTI G / NPT								
		1/8”	1/4”	3/8”	1/2”	3/4”	1”	1 1/4”	1 1/2”	2”
ELX -MF	A	65	70	75	85	96	100	120	130	150
	B	55	55	60	70	80	90	95	115	120
	C	45	45	45	55	65	65	75	75	85
	Orifis	3	4	4	4,9	6,5	9	11,9	11,9	14
	Cv	0,24	0,35	0,35	0,65	0,86	1,78	2,4	2,4	3,1

Tüm ölçüler mm olarak verilmiştir.

İki Yollu Vana :

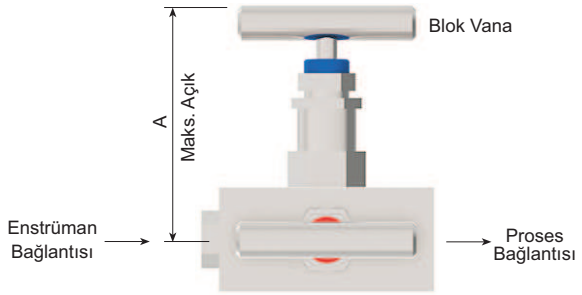

ELX - 2FF

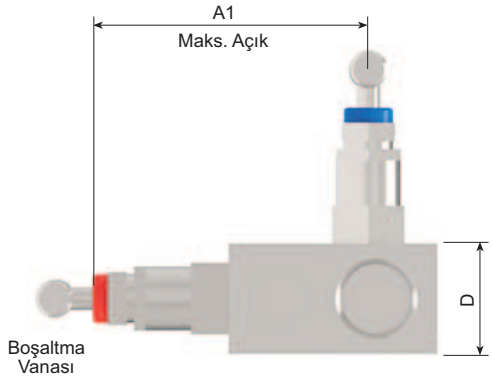

Model	ÖLÇÜ	BAĞLANTI G / NPT 2 x 1/2" NPT
ELX - 2FF	A	45
	A1	103
	B	63,5
	C	55
	D	28,5

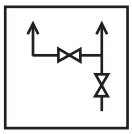

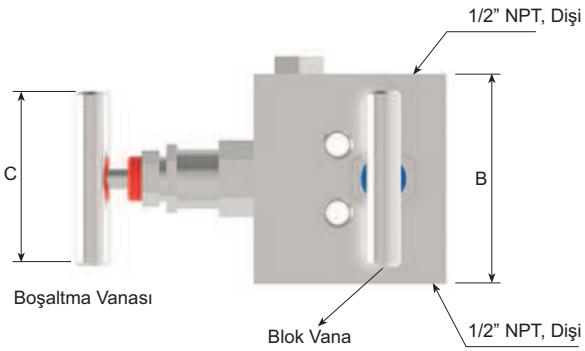

Tüm ölçüler mm olarak verilmiştir.

İki Yollu Vana :

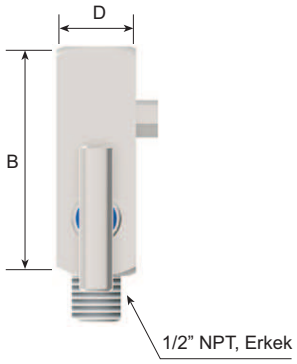

ELX - 2MF-V

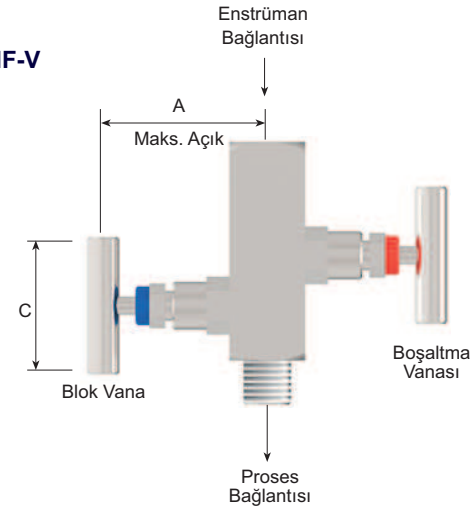

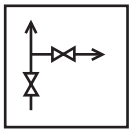

Model	ÖLÇÜ	BAĞLANTI G / NPT 2 x 1/2” NPT	
ELX - 2MF-V ELX - 2FF-V	A	79	79
	B	63,5	63,5
	C	45	45
	D	28,5	28,5



ELX - 2MF - Vent



ELX - 2FF - Vent

ELX - 2FF-V

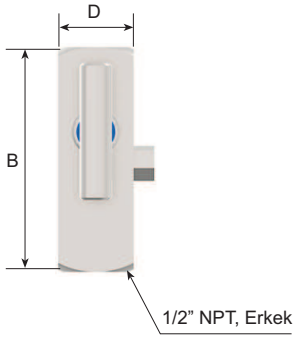

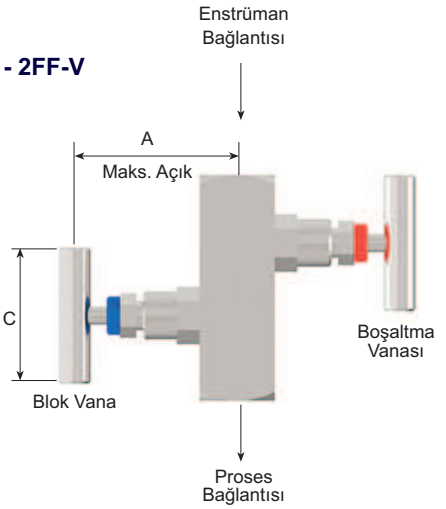

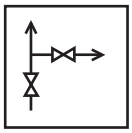

Tüm ölçüler mm olarak verilmiştir.

Üç Yollu Vana :



Çift Taraf Flanşlı
ELX - 3FF - H



Tek Taraf Flanşlı
ELX - 3FF

Model	BAĞLANTI					
	Giriş	Çıkış	C	C1	D	L
ELX - 3FF	2x1/2” NPT	2x1/2” NPT	90	226	32	70
ELX - 3FF - H	2x1/2” NPT	2x1/2” NPT	90	226	32	95

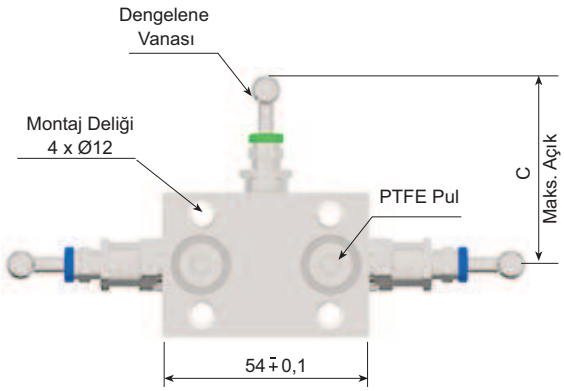

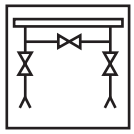

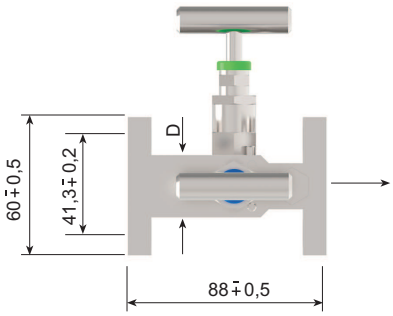

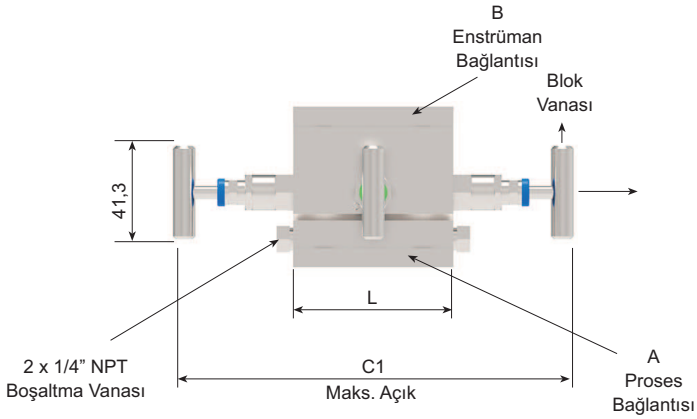

Tüm ölçüler mm olarak verilmiştir.

Beş Yollu Vana :



Çift Taraf Flanşlı
ELX - 5FF - H



Tek Taraf Flanşlı
ELX - 5FF



Düz Gövdeli
ELX - 5FF - P

Model	BAĞLANTI					
	Giriş	Çıkış	C	C1	D	L
ELX - 5FF	2x1/2” NPT	2x1/2” NPT	98	226	32	85
ELX - 5FF - H	2x1/2” NPT	2x1/2” NPT	98	226	32	110
ELX - 5FF - P	2x1/2” NPT	2x1/2” NPT	152	276	32	84

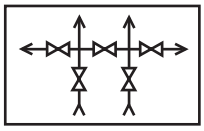

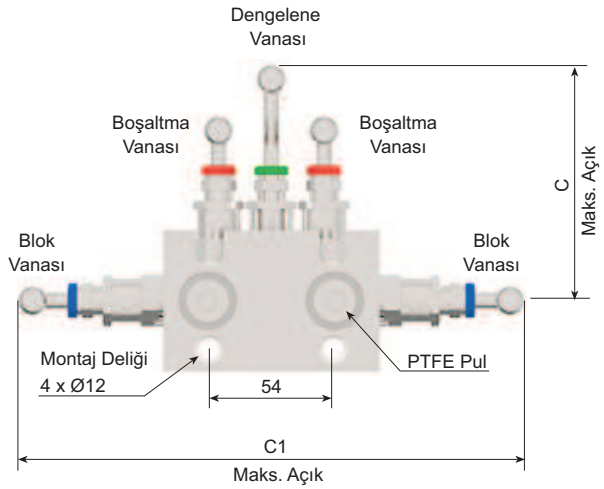

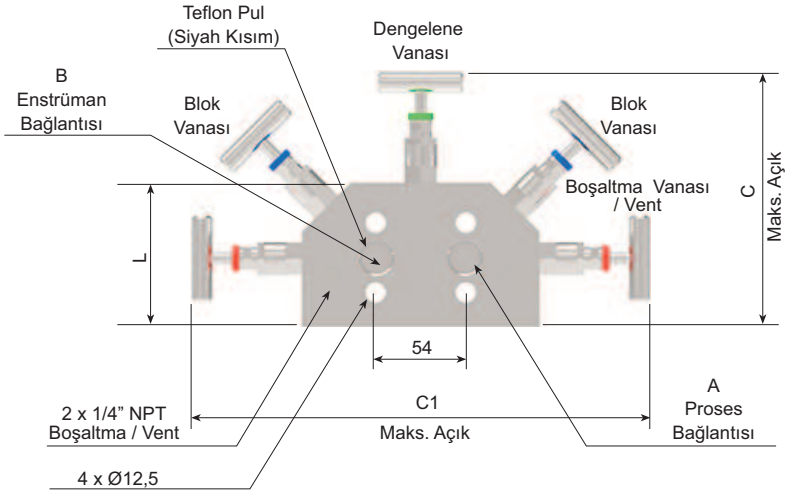

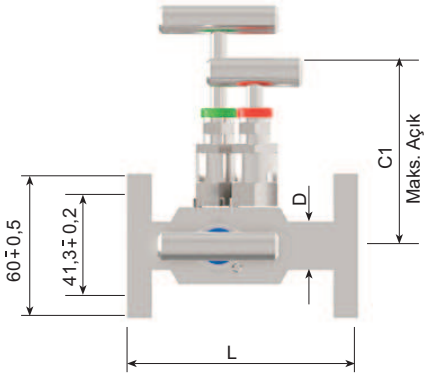

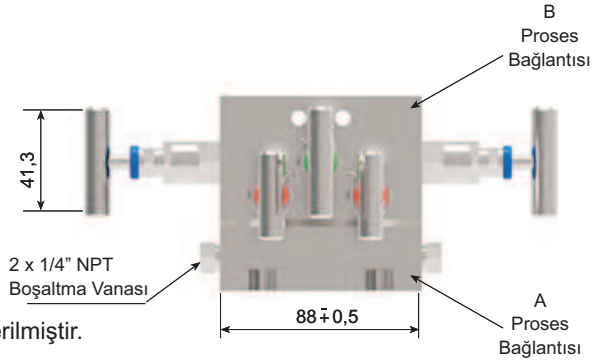

Tüm ölçüler mm olarak verilmiştir.

LONCA MAK.SAN.TİC.A.Ş.
Ferhatpaşa Mah. Gazipaşa Cad. No:104A 34888 Ataşehir - İSTANBUL / TÜRKİYE
Tel :+90 216 50 50 555 Pbx - +90 533 777 99 05 Faks : +90 216 515 45 84
E-Posta : lonca@ensim.com.tr Web : www.ensim.com.tr